



2600 x 1180 mm



19.8 kg



Steel / powder-coated

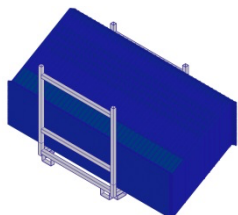
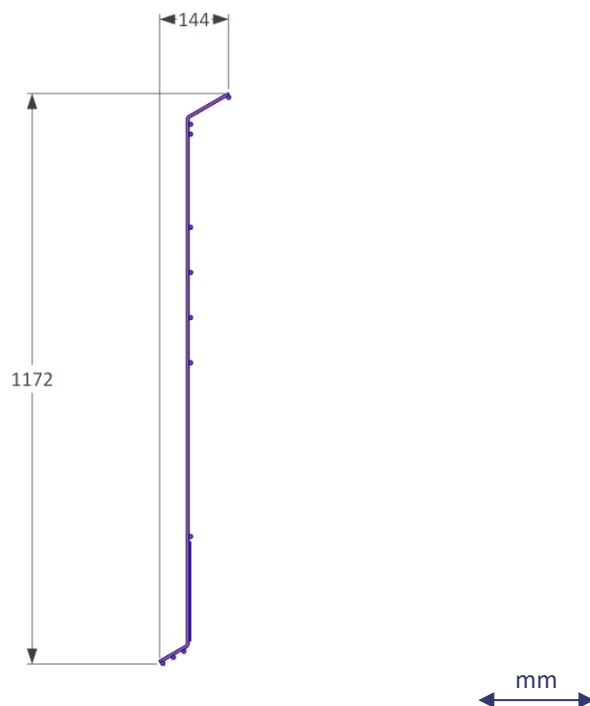
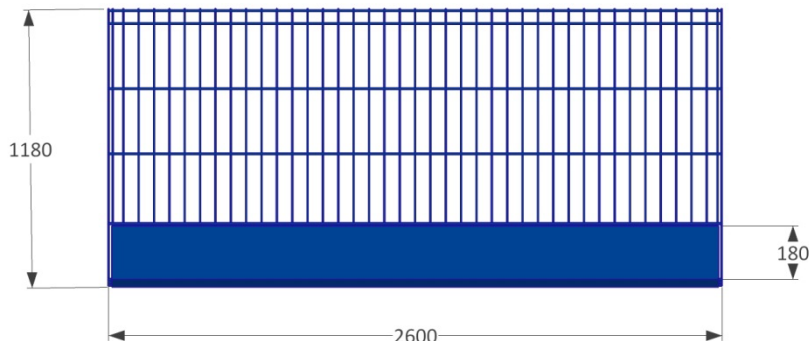


BS EN 13374, class A

Description

The Vivatec steel mesh barrier is lightweight yet extremely robust. Each welded spot can withstand a load of up to 500 kg. The edge protection barrier replaces traditional guardrail edge protection as it provides a handrail and toeboard in one unit with increased containment. A versatile and quick to assemble solution.

Manufactured with the latest production techniques the vivatec barrier is a high quality, long lasting product. A variety of PPC RAL-colours and/or hot-dip galvanizing are available.



60 pcs / Barrier Frame 60



2600 x 1210 x 1500 mm



1276 kg

General Safety

Health and Safety Regulations should be followed at all times.

For more information:

→ viva-tec.co.uk/safety